
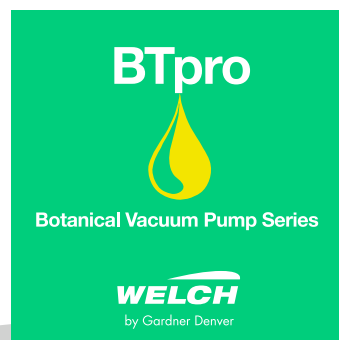


BTpro Botanical Vacuum Pump Series



BTpro40 & 70

Welch's BTpro vacuum pump series has a flow and vacuum level to provide fast performance for your size of rotary evaporator, glass reactor, purge oven, or winterization filtration apparatus.

These chemical duty PTFE diaphragm pumps are oil-free. The pumping action and deep vacuum comes from the movement of PTFE diaphragms within PTFE heads. All wetted services in the flow path are made of fluoroplastic making the BTpro pump highly chemically resistant. As a result, the BTpro vacuum pump series is near-zero maintenance. A cold trap placed in-line with BTpro pump is needed if terpenes are part of the flow path.

The BTpro40 and BTpro70 models employ patented valve and diaphragm technology that generates a deep 15 Torr vacuum pressure with each PTFE head. In addition, both pump models have built-in tuneable vacuum to control evaporation rate. The tuneable vacuum adjustment can also be used to stop accidental bumping/foaming.

A chemically resistant, manual vacuum regulator with stainless steel dial gauge is available for BTpro100. See ordering information for further details.

AMERICA

Gardner Denver Thomas Inc.
1601 Feehanville Drive
Suite 550
Mt. Prospect, IL 60056
USA

Tel: +1 847 676 8800
Fax: +1 847 677 8606
welch.na@gardnerdenver.com

BTpro100 & 170

FEATURES & BENEFITS

- ✓ High flow for faster processing
- ✓ Deep vacuum for higher purity
- ✓ Chemically resistant for long service interval
- ✓ Oil-free for low maintenance

Agency listing:

- BTpro40 & 70: CSA • BTpro100 & 170: cUL

For sales, service and technical support, please contact the US factory at 847-676-8800 or contact your local Welch sales representative.

WELCH
by Gardner Denver

www.welchvacuum.com



BTPRO & 2163 TECHNICAL SPECIFICATIONS

MODEL	BTPRO40	BTPRO70	BTPRO100	BTPRO170	2163
Free Air Displacement@60Hz, lpm (CFM)	40 (1.4)	70 (2.5)	100 (3.5)	170 (6.0)	170 (6.0)
Ultimate Vacuum Pressure, Torr	15	15	6	6	6
Maximum Vacuum, in. Hg	29.3	29.3	29.7	29.7	29.7
Horsepower, HP (watts)	1/5 (150)	1/5 (150)	0.5 (390)	0.6 (440)	0.6 (440)
Built-in adjustable vacuum	Yes	Yes	-	-	-
Gas Ballast	-	-	Yes	Yes	Yes
Head Material	PTFE	PTFE	PTFE	PTFE	Coated Al
Diaphragm	PTFE	PTFE	PTFE	PTFE	PTFE
Inlet/outlet Connection	3/8" barb	3/8" barb	NW16 flange ¹	NW16 flange ¹	NW16 flange ¹
Agency (National Recognized Lab)	CSA	CSA	cUL	cUL	cUL
Weight, lbs (kg)	15.0 (6.8)	21.3 (9.6)	40.3 (18.3)	72.3 (32.8)	72.3 (32.8)
Overall Dimensions LxWxH in. (cm)	12x7x8.3 (31x18x22)	13.8x6.8x8.8 (35x17x22)	9x15x7 (23x38x18)	21x11x12 (53x28x31)	21x11x12 (53x28x31)
Shipping Weight, lbs (kg)	19 (8.6)	25 (11.3)	48.5 (22)	88.2 (40.1)	88.2 (40.1)
Shipping Carton Dimensions LxWxH in.(cm)	21x14x15 (52x35x37)	21x14x15 (52x35x37)	18.9x12.6x11.8 (48x32x30)	23.6x15.8x16.1 (60x40x41)	23.6x15.8x16.1 (60x40x41)

ORDERING INFO					
115V 60Hz 1Ph with N.American plug	7010-01	7020-01	7030-01 ²	7040-01 ²	2163B-01
V/B/W/B/WmA/Wo/som	-mADoScss	-oAdevcss	-TAmnvcss	-TADvTcss	-TADDvcss

Note: 1. Two 3/8" hose barb fittings are provided that thread into NW16 flange to allow use of 3/8" ID hose.
 Note: 2. Export controlled. Shipper's letter of intent required to ship pump model outside USA due to flow and and PTFE construction.

ACCESSORIES FOR BTPRO VACUUM PUMP SERIES

	USE WITH	DESCRIPTION	CAT. NO.
	BTpro40, 70, 100, 170	3/8 in. ID gum rubber vacuum hose, 5 feet	331030.5
	BTpro100	Chemically resistant vacuum regulator with SS dial vacuum gauge, - mountable horizontally or vertically	700458

331035-05 700458

Please check out all our brands for your mission-critical flow control technologies:

THOMAS
by Gardner Denver
OEM Pumps
www.gd-thomas.com

WELCH
by Gardner Denver
Vacuum Pumps & Systems
www.welchvacuum.com

TRICONTINENT
by Gardner Denver
Syringe Pumps
www.tricontinent.com

ZINSSER ANALYTIC
by Gardner Denver
Lab Automation
www.zinsser-analytic.com

ILS
Syringes
www.microsyringes.com